

## STAGE 1 Bay A: Standards-Five 5 Five

**Orig. Designer:** Mike Basden/WSSC-PAS

**SCENARIO:** Standards

**STAGE PROCEDURE:**

Standing at P1 facing downrange with hands at your side, weapon loaded to eight rounds and holstered. At the audible start signal draw and engage T1-T4 with two shots each from P1. Perform an emergency reload and engage T5 with two shots.

**CONCEALMENT:** No

**TARGET DISTANCE IN YARDS:** 5

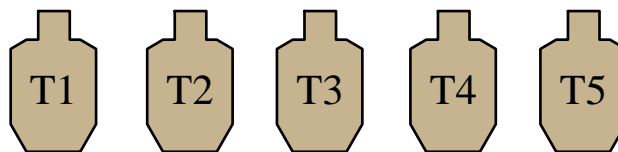
**SCORING:** Limited Vickers

**ROUND COUNT:** 10 rounds.

**SCORED HITS:** Two shots on all paper.

**SPECIAL NOTES:**

**SAFETY ISSUES:**



P1

## STAGE 2 Bay A: Yoda's Choice

**Orig. Designer:** Unknown **Modified:** Jay L. Hile/WSSC-PAS

**SCENARIO:** Which hand , which distance, decisions, decisions... wisely will you choose?

### STAGE PROCEDURE:

String 1-Standing at P1 facing downrange hands at your side, weapon loaded to a minimum of 5 rounds and holstered. At the audible start signal draw and engage T1 with five shots.

String 2-Standing at P2 facing downrange hands at your side, weapon loaded to a minimum of 5 rounds and holstered. At the audible start signal draw and engage T1 with five shots.

String 3-Standing at P3 facing downrange hands at your side, weapon loaded to a minimum of 5 rounds and holstered. At the audible start signal draw and engage T1 with five shots.

**Note:** One string must be shot weak hand only, one string must be shot strong hand only and one string will be shot fee style. Five must be head shots and ten must be body shots.

**CONCEALMENT:** No

**TARGET DISTANCE IN YARDS:** 5, 7 and 10


**SCORING:** Limited Vickers

**ROUND COUNT:** 15 rounds.

**SCORED HITS:** Five shots to the head and 10 shots to the body.

**SPECIAL NOTES:**

**SAFETY ISSUES:**



P1

P2

P3

## STAGE 3 Bay B: Bill Drill

**Orig. Designer:** Jay L. Hile/WSSC-PAS

**SCENARIO:** Standards

**STAGE PROCEDURE:**

String 1-Standing at P1 facing downrange hands at your side, weapon loaded to a minimum of 5 rounds and holstered. At the audible start signal draw and engage T1 with five shots.

String 2-Standing at P2 facing downrange hands at your side, weapon loaded to a minimum of 5 rounds and holstered. At the audible start signal draw and engage T2 with five shots.

String 3-Standing at P3 facing downrange hands at your side, weapon loaded to a minimum of 5 rounds and holstered. At the audible start signal draw and engage T3 with five shots.

**CONCEALMENT:** No

**TARGET DISTANCE IN YARDS:** 5, 7 and 10


**SCORING:** Limited Vickers

**ROUND COUNT:** Minimum 15 rounds.

**SCORED HITS:** Five shots on paper.

**SPECIAL NOTES:**

**SAFETY ISSUES:**



P1

P2

P3

## STAGE 4 Bay B: Standard-Reloads

**Orig. Designer:** Jay L. Hile/WSSC-PAS

**SCENARIO:** Standards

**STAGE PROCEDURE:** Standing at P1 facing downrange with hands at your side, weapon loaded to 6 rounds and holstered. At the audible start signal draw and engage T1-T3 two shots each. Perform an emergency reload and reengage T1-T3 two shots each. Perform a tactical reload and reengage T1-T3 two shots each.

**CONCEALMENT:** No

**TARGET DISTANCE IN YARDS:** 10


**SCORING:** Limited Vickers

**ROUND COUNT:** Minimum 18 rounds.

**SCORED HITS:** Six shots on paper.

**SPECIAL NOTES:**

**SAFETY ISSUES:**



P1

## STAGE 5 Bay C: Standards-Triangle Drill

**Orig. Designer:** Mike Basden/WSSC-PAS

**SCENARIO:** Standards

**STAGE PROCEDURE:** Standing at P1 facing downrange with hands at your side, weapon loaded to division capacity and holstered. At the audible start signal draw and engage T1-T3 with two shots each while moving from P1 to P2. Engage T1-T3 with two shots each while moving from P2 to P3. Engage T1-T3 with two shots each while moving from P3 to P1.

**CONCEALMENT:** No

**TARGET DISTANCE IN YARDS:** 5 to 10

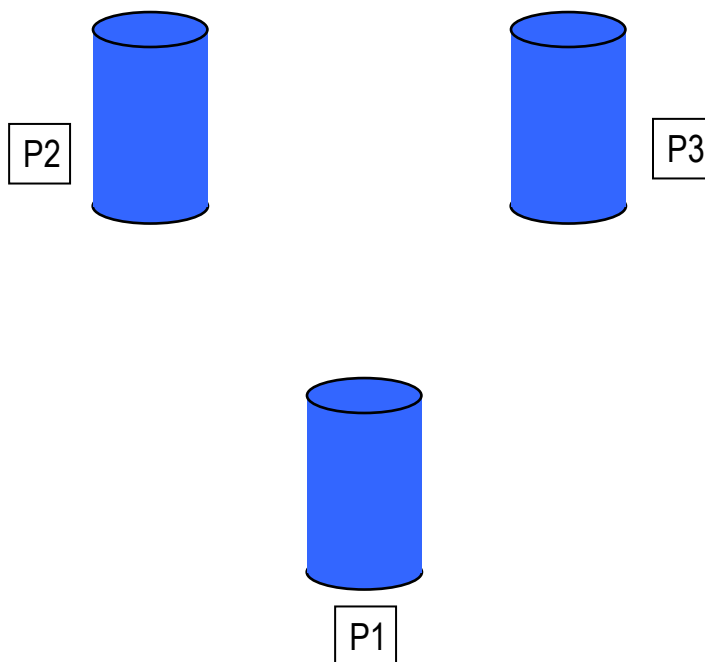

**SCORING:** Limited Vickers

**ROUND COUNT:** Minimum 18 rounds.

**SCORED HITS:** Six shots on paper.

**SPECIAL NOTES:**

**SAFETY ISSUES:**



## STAGE 6 Bay C: Standards-Cover

**Orig. Designer:** Jay L. Hile /WSSC-PAS

**SCENARIO:** Standard

**STAGE PROCEDURE:** Standing at P1 facing downrange with hands at your side, weapon loaded to division capacity and holstered. At the audible start signal draw and engage T1-T3 with two shots each from one side of cover. Perform a tactical reload and reengage T1-T3 two shots each from other side of cover. Perform a tactical reload, drop to a knee and reengage T1-T3 two shots each from cover.

**CONCEALMENT:** No

**TARGET DISTANCE IN YARDS:** 15

**SCORING:** Limited Vickers

**ROUND COUNT:** Minimum 18 rounds.

**SCORED HITS:** Six shots on paper.

**SPECIAL NOTES:**

**SAFETY ISSUES:**

